


Miele

Glasses Plates And Cutlery
Spotlessly Clean In Only 28 minutes

Super fast, super clean crockery:
The new ProfiLine generation with a cycle time of only 28 minutes.

Miele Professional. Immer Besser.



Perfect results

in the shortest of times

Performance for professionals.

Today's world is moving fast – making one resource increasingly valuable: time. Our daily schedules are tightly packed and the demands on our time are enormous.

The new ProfiLine dishwashers were developed to meet the challenges of commercial use – and combine technology from the latest Miele Professional appliances with the convenience and design of our flagship domestic models. An intuitive user interface, smart features and 8 programmes with short cycle times ensure that impeccably clean crockery is ready for use again in next to no time.

Miele ProfiLine gives you a head start with your dishwashing – and, above all, frees up:
Time.



The new ProfiLine

Fast, versatile, durable



28-minute cycle time

for rapid turnaround and a cleaner kitchen.



Durable components

for up to 5 cycles per day and 12,500 total cycles, compared to a domestic dishwasher which is tested for 5,600 programme cycles.



Selectable final rinse temperatures

for anti-viral cleaning and the highest of hygiene standards.



Versatile baskets

for simple loading and large amounts of crockery.



Intuitive interface

for fast, simple and convenient operation.

Fast crockery turnaround

for any type of business

In a hectic working day, there is no time to stand around for hours, waiting for the dishwasher to finish.

**Offices, Aged Care,
Healthcare, Childcare,
Schools**

With ProfiLine, crockery is ready for use again in a matter of minutes. The new dishwashers are designed to withstand the rigours of continuous commercial use, whilst still offering users the convenience of high-end domestic appliances. ProfiLine represents the perfect stepping stone into the world of commercial crockery care – for all working environments with large volumes of crockery to process and little time to spare.

Convenient functions

in an instant

28-minute cycle time

With their impressively short cycle times lasting only 28 minutes, ProfiLine models are 3 times faster than domestic dishwashers. This means that clean crockery is ready for use again in next to no time – leaving your kitchen tidy and clean.

Exemplary hygiene

Special 'Intensive' and 'Hygiene' programmes with final rinse temperatures of up to 82°C, meeting Australian and International food safety standards for even greater hygiene.



12,500 programme cycles

ProfiLine dishwashers are tested under laboratory conditions to ensure that they last 12,500 typical cycles and are designed for up to 5 cycles per day.

Rugged materials

Components subject to heavy use are made from robust, durable materials which are put through stringent tests and are designed for continuous use in a commercial environment.

Smooth surfaces

The smooth surfaces of the operating elements prevent harmful soil from gathering. All surfaces are easily wiped clean, contributing to enhanced hygiene standards.

EcoFeedback

When a programme is selected, estimated water consumption values are displayed.

Simple connection

ProfiLine machines are Plug & Play and instantly ready for connection. Simply connect to a water supply, plug in and switch on.

Intuitive operation

All programmes are intuitively operated using sensor controls. Self-explanatory symbols and key content in plain text speed up programme selection and avoid operating errors.

Integrated water softener

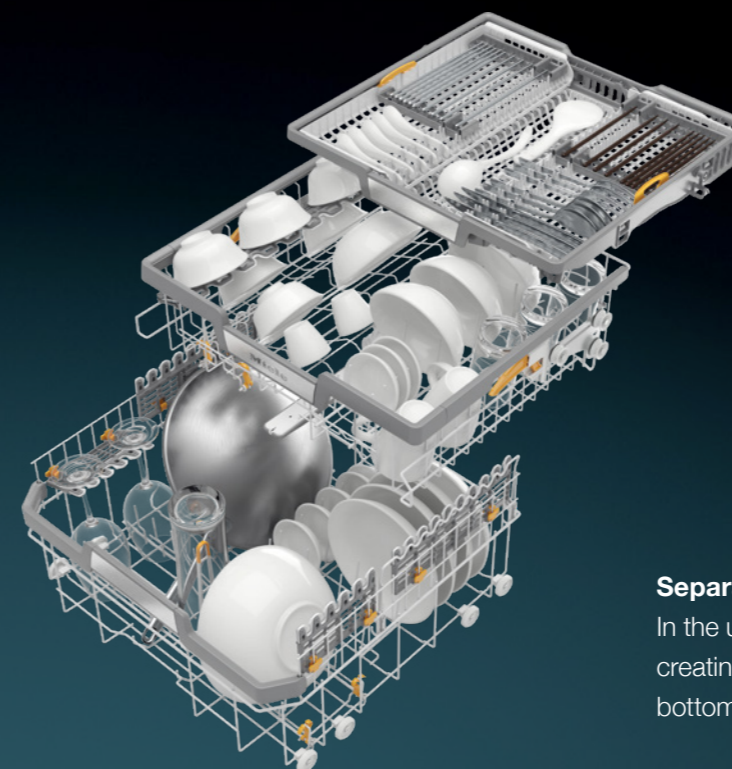
The built-in softener ensures the optimum hardness level of the water for perfect dishwashing results. The degree of water hardness is adjusted manually to suit the on-site water quality.

Knock2open

Clever: ProfiLine dishwashers blend in seamlessly in handleless kitchens – and select models open automatically by double-tapping on the front panel.

Flexible basket design

Adjustable elements and non-slip materials allow for the flexible positioning of items and offer a secure hold for crockery and cutlery for exceptional cleaning results.



3D MultiFlex tray

Thanks to height-adjustable central and side sections, the cutlery drawer now accommodates small items of crockery such as espresso cups.


FlexCare glass holder

The hinged glass holders with their soft silicone liners offer the best possible protection to stemware.

Separable row of spikes for bowls

In the upper basket, every second spike is hinged, creating more space to perfectly accommodate more bottom plates and bowls.

Which ProfiLine is right for you?



Effective against viruses – scientifically proven*

*According to certificates issued by the Institute for Integrative Hygiene and Virology with respect to the removal of enveloped and non-enveloped viruses (e.g. Coronavirus or influenza) in the 'Hygiene' and 'Intensive' programmes and the removal of enveloped viruses, including Noro- and Adeno viruses in the 'Short' and 'Universal' programmes. In both cases using Miele ProCare Shine 110B and 12GC.

PFD 101

Freestanding dishwasher with AutoOpen, FlexLine baskets, 4 Star WELS rating and 4 Star Energy Rating

PFD 101i

Integrated dishwasher with AutoOpen, FlexLine baskets, 4 Star WELS rating and 4 Star Energy Rating.

PFD 103 SCi XXL

Integrated dishwasher with large XXL chamber, 3D MultiFlex cutlery drawer, BrilliantLight, 4.5 Star WELS rating and 4 Star Energy Rating

PFD 104 SCVi XXL

Fully integrated dishwasher with large XXL chamber, Knock2Open, 3D MultiFlex cutlery drawer, BrilliantLight, 4.5 Star WELS rating and 4 Star Energy Rating



Miele ProfiLine dishwashers
*remove more than
99.9% of viruses.**

PFD Model Overview



	PFD 101	PFD 101i (15A)	PFD 101i (10A)	PFD 103 SCi XXL	PFD 104 SCVi XXL
Construction type	Freestanding	Integrated	Integrated	Integrated	Fully integrated
Shortest cycle time*	28 minutes	28 minutes	36 minutes	36 minutes	36 minutes
WELS star rating	4	4	4	4.5	4.5
Energy star rating	4	4	4	4	4
Electrical connection	230V 50Hz 15-16A 3.2KW (15A plug included)	230V 50Hz 15-16A 3.2KW 16A (15A plug included)	230V 50Hz 10-16A 2.1KW (10A plug included)	230V 50Hz 10-16A 2.1KW (10A plug included)	230V 50Hz 10-16A 2.1KW (10A plug included)
Convertible to (charges apply)	1N AC 230V 50Hz, 5.1kW, 25A	1N AC 230V 50Hz, 5.1kW, 25A	3N AC 400V 50Hz, 7.3kW, 16A	3N AC 400V 50Hz, 7.3kW, 16A	3N AC 400V 50Hz, 7.3kW, 16A
Water connections	Cold or hot water	Cold or hot water	Cold or hot water	Cold or hot water	Cold or hot water
Machine dimensions	W: 598mm x H: 845mm x D: 570mm	W: 598mm x H: 805mm x D: 570mm	W: 598mm x H: 805mm x D: 570mm	W: 598mm x H: 845mm x D: 570mm	W: 598mm x H: 845mm x D: 570mm
Fascia design	CleanSteel panel	CleanSteel panel	CleanSteel panel	CleanSteel panel	CleanSteel panel
Capacity [place settings/cycle]	14	14	14	15	15
Programmes	8	8	8	8	8
AutoOpen Drying	YES	YES	YES	YES	YES
EcoFeedback	YES	YES	YES	YES	YES
Water Softener	YES	YES	YES	YES	YES
Brilliant LED Light	-	-	-	YES	YES
Basket Design	Cutlery Basket ExtraComfort Basket	Cutlery Basket ExtraComfort Basket	Cutlery Basket ExtraComfort Basket	3D MultiFlex Drawer MaxiComfort Basket	3D MultiFlex Drawer MaxiComfort Basket
Knock2Open	-	-	-	-	YES
Door panel (sold separately)		CleanSteel GFV 60/57-7	CleanSteel GFV 60/57-7	CleanSteel GFV 60/57-7	CleanSteel GFVi 702/72 with handle or GFVi 701/72 without handle
Material number	11605790	11605800	11807700	11807780	11807790



Global GreenTag Certified

All ProfiLine dishwashers are Global GreenTag Level C Certified as healthy non-toxic products with low VOC emissions fit for residential and commercial use, as recognised by the Green Building Council of Australia.

**Miele Professional
Australia and New Zealand
AUS 1300 731 411
NZ 0800 002 593**

**www.miele.com.au/professional
professional.sales@miele.com.au**

*hot water connection

An active contribution towards protecting the environment:
This brochure is printed on paper bleached without the use of chlorine.

© Miele & Cie. KG, Gütersloh / FM 21-1105 / All rights reserved 08/21