



Miele

Miele Professional

Dishwashing and laundry solutions
for the hospitality sector.

**Reliable, fast and efficient dishwashing and laundry equipment
for hospitality businesses of all sizes.**



Introduction

Whether you run a cafe, bar, restaurant or catering business, one thing is guaranteed; you'll need to rely on a steady supply of glasses, crockery and linen, especially during busy periods. No matter what size of business, these will need to be turned around fast and efficiently without any loss of quality; sparkling clean and ready to use again.

Our well earned reputation for building high quality machines that provide consistent and reliable long-term service are ideal for the hospitality sector where costs and minimal downtime are key factors.

Efficient, programmable and easy to operate, all our dishwashers and laundry machines are designed to save space, energy and water use.

We have a dishwasher range to cater for all types of business and any level of throughput. Our acclaimed PG8059 has a unique fresh water system, high throughput

and uncompromising hygienic results. Set to become the top-performing newcomer in hotels, restaurants, bars and cafes, our range of tank dishwashers have gentle wash action, short

cycle times, economical use of water and electricity.

With a footprint of less than 0.5m², our Little Giants laundry range is perfect where space is minimal but maximum power is required.

All our machines have an impressive range of accessories to customize your dishwasher or washing machine to exactly how you need it.

Long terms ownership is a a feature of every Miele machine, and the associated cost and environmental benefits of reliable and long lasting equipment are appreciated by our customers. In a recent survey, 97% of customers stated that they would buy their machines again from Miele Professional*

* survey conducted by independent *Mercuri International institute

As chef I demand a lot from everyone, but even I am surprised time and time again by the immaculate results our Miele dishwasher produces.


*Andreas Walter,
Kitchen chef Beach Hotel
Weisser Berg, Mardorf*

“

For us, the new machines save around 35% on time. The secret to that are shorter cycle times in combination with automatic liquid dispensing, a connection to the hot water supply and the automatic AutoOpen door opening feature. As soon as the door opens, the load dries fast and cools down - even that saves time.

Andreas Pöschel

Renowned food stylist and cookery school owner since 1998, uses Miele Professional Freshwater dishwashers



“A unique solution that assumes responsibly for the entire cleaning process: pre-rinsing, washing, rinsing and drying, all on 2 levels. It can even be fitted with restaurant and bar baskets.

Eike Lutz Kellermeier, Miele product manager



5 | 456 | 85°C | 2 | 40

minute cycle with 8.9kW power connection | plates per hour | final rinse temperature | rack levels for maximum capacity | economic choice when washing fewer than 40 cycles per day.

Freshwater dishwasher

Miele's freshwater dishwasher, characterised by high throughput and short cycle times, is the product of choice in meeting the highest demands on cleaning quality and hygiene requirements.

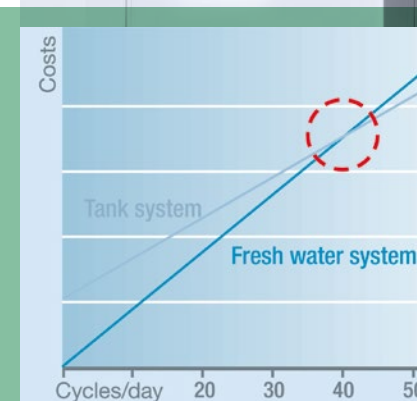
Stylish, clever and efficient, there's a lot to like about our freshwater dishwasher, but it's when the work begins to pile up during busy periods that you'll truly appreciate it. Whether you need the ability to wash up to 456 plates per hour, require final rinse temperatures of 85°C for maximum hygiene, or you value the ability to use glasses straight from the dishwasher without polishing, our freshwater PG 8059 will suit. Wash cycles in just 5 minutes with two intakes of freshwater in each wash, ensures the most stringent clean quality and hygiene requirements every time. With our simple to use controls, 13 programmes and a range of configurable baskets, including the option to accommodate 500 x 500mm plastic racks on 2 levels, this dishwasher will impress from day one.



Freshwater dishwasher	PG 8059
Shortest cycle time ¹	5 minutes
Number of programs	13
Water connection	CW or HW, max 65°C
External dimensions H/W/D (mm)	820-835*/600/600
AutoClose door locking	•
AutoOpen brilliant drying	•
Perfect GlassCare	•
Aerosol steam condenser	•
Maximum rinse temperature	85°C
WaterProof System	•
Optional accessory for liquid detergent or rinse aid dispensing	•
Electrical connection	230V 50Hz 5.9kW with 32A plug convertible to 2.9kW or 3-phase 8.9kW

¹ based on 8.5kW electrical connection
* with or without lid dimensions

Compared to tank dishwashers, the PG 8059 is the economical choice when washing fewer than 40 cycles per day. Energy consumption only begins when a programme is started, compared to tank dishwashers that requires constant heating of the tank water to ensure permanent readiness.



55 | 1188 | 90°C | 15L | 250,000

seconds shortest cycle time plates per hour final rinse temperature tank volume service life in wash cycles

Tank dishwasher

Tank dishwashers are the perfect choice wherever large mountains of crockery need to be washed in a short space of time.

Whilst speed is essential in a busy restaurant, cafe or bar, it should never be at the expense of a high quality clean. A business that values both is exactly where Miele Tank dishwashers will excel and impress, day after day. With shortest wash cycles from 55 seconds, a super-fast turnaround of sparkling glasses and crockery is assured. Easy to use touch display and coloured wash status indicators make operation fast and simple. Our tank dishwasher range is easy to programme for custom loads and different levels of soiling, so your delicate champagne flutes are treated with the same care as heavily soiled plates, all at the touch of the display. The display can easily be operate when wearing gloves.

Even in the standard programmes, water, electricity and detergent are used extremely sparingly, although consumption is reduced to a bare minimum in the energy saving cycle. The high-quality design means less maintenance is required and the machine lasts longer, making it the product of choice for clients with economic considerations. This means the prospect of owning a Miele tank dishwasher is as rewarding in the long terms as it is day to day.

Tank dishwasher	PTD 703
Shortest cycle time	55 seconds
Number of programs	3 + 4 + programmable
Water connection	CW or HW, max 60°C
External dimensions H/W/D (mm)	820-855/600/617
Freestanding unit with lid, can be built under	•
Load-specific programmes	•
Integrated RO	-
Maximum rinse temperature	90°C
WaterProof System	•
Integrated dispensing pump	rinsing agent liquid cleaning agent
Spray arm monitoring	•
Basket dimensions	500x500/500x530mm
Power connection	3NAC 380-415V 50Hz 7.9kW convertible to single phase



“

We chose Miele due to the machines being reliable and high-quality construction.

Shahab Tabrizi
Simplot Australia



“

Speed is the key when we're busy. Our superb Miele dishwasher gives us super-quick turnaround of glasses and crockery with the comfort of knowing they will all come out like new, every time!

Andreas Walter

Kitchen chef, Beach Hotel Weisser Berg, Mardorf

Personalize your dishwasher

Just like the dishwasher itself, Miele baskets excel in terms of their choice materials, excellent workmanship and functional design.

A comprehensive basket range ensures simple handling - from saucers to large plates, pots and pans, delicate glassware, and all the other utensil used in a commercial kitchen.

Open, plastic-coated wire baskets produce exceptional cleaning results and allow loads to dry fast.

In addition to a range of baskets, other accessories include plinths and drip trays designed to maximise the space around your dishwasher and reduce basket changeover times.

As well as a range of accessories to suite your needs, the displays and programme options can also be fully tailored.

Our freshwater machines have simple direct access keys; 1-2-3 which can be customized to specific programmes.

The touch screen displays on our tank machines can also be adapted to change the programme selection and edit the symbols.



7-32kg

load capacity

45

cottons 60°C cycles
from 45 minutes

93°C

disinfection programs

30,000

tested to 30,000 wash cycles

0.5m²

small footprint
from 0.5m²

On premise laundry

Less space than expected.

When you think of an on-premise laundry, the first objection is usually related to the space you think you'll need. But this concern is normally unfounded.

Our 8kg Little Giants machines take up less than 0.5m² when stacked and are perfect where space is minimal. Greater independence, cost savings, fast turn-around and clean laundry available at all times are key benefits to hospitality businesses. Complete with a whole host of innovative features, our laundry range will ensure gentle fabric care due to our unique honeycomb drum, and reduce the workload in the hustle and bustle of everyday life. With low costs throughout the machine's entire life cycle, our long-lasting laundry machines are an investment from which you will reap ample rewards.

Benefits include

- Hospitality specific programmes including table linens, oils/ fats and flour programmes, and WetCare.
- Fast turn-around times
- High quality control
- Sustainable, energy efficient process
- Increased longevity of linen and textiles.
- WiFiConn@ct for remote status updates*

* Applicable for Little Giants 7-8kg machines only

WetCare®

Wet cleaning is a safe and effective alternative to dry cleaning that guarantees professional results for washing staff uniforms. Wet cleaning can wash items in a safer, softer and more eco-friendly way, including items classed as 'dry clean only' label.

The range includes:

Washer-extractors:

PWM 507 - 7kg
PWM 908 - 8kg
PW 5105 - 10kg

Tumble dryers:

PDR 908 HP - 8kg
PDR 908 EL - 8kg
PT 8303 G - 10kg

Ironers:

HM 16-80 D
HM 16-83

Looking for more capacity? Ask us about our larger laundry solutions up to 32kg.

Our impressive range of washer-extractors and dryers are compact but powerful, **perfect for businesses** who value quality as much as they value reliability.



BB

Until the installation of our Miele equipment, we had a reputation for churning and burning our machines with increasing regularity. We combined our Miele machines with an annual maintenance contract and they have continued to perform as well as they did when they were first installed.

Graham Thatcher
Ella Bache

360° | 15
service years availability
of spare parts

Hospitality 360°

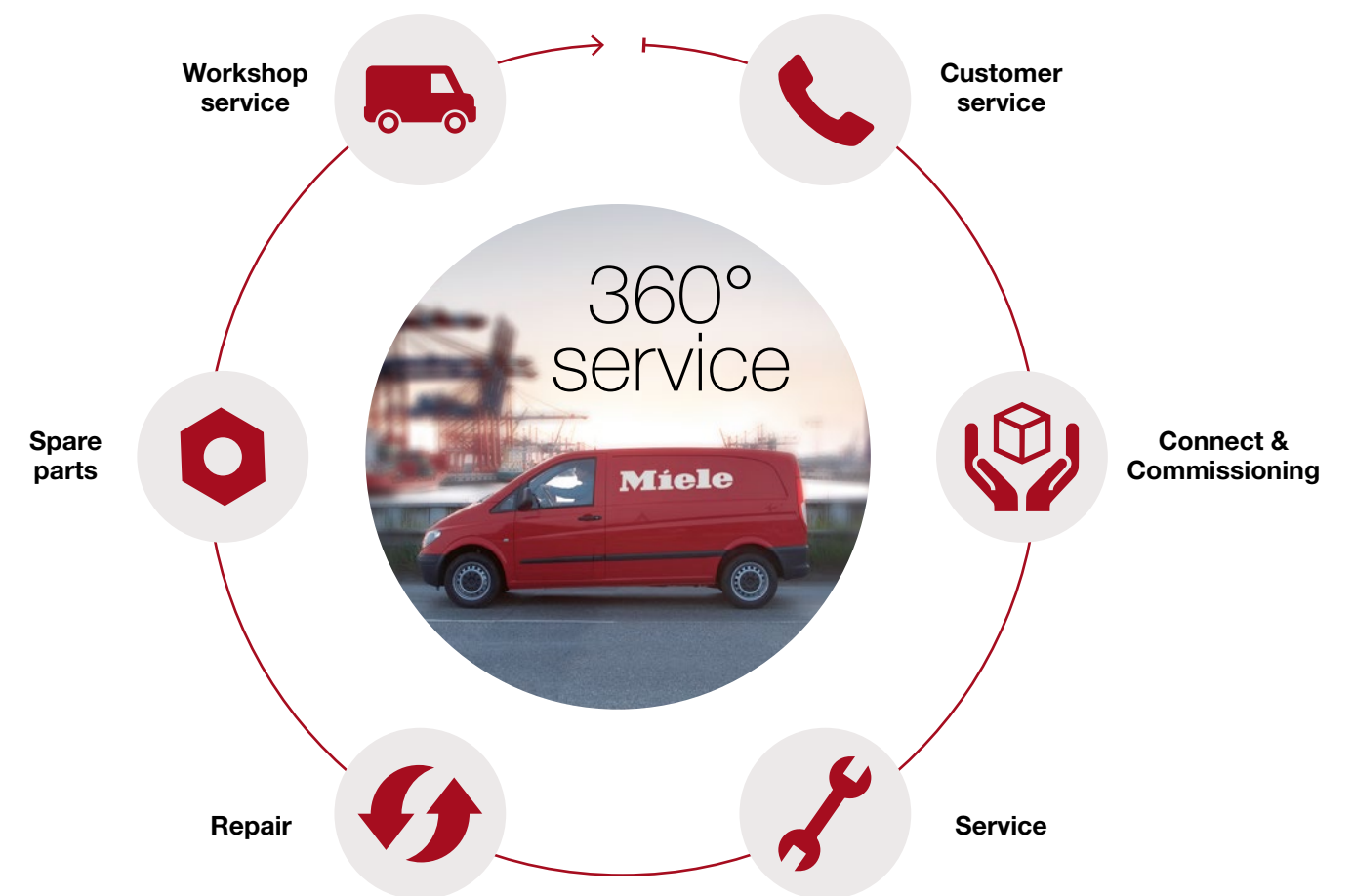
The Miele Professional system for the hospitality sector

True to the Immer Besser – Forever Better principle, ensuring the highest of quality and production standards has pride of place at Miele. This is clearly evidenced throughout the entire process chain from the delivery of products to maintenance and machine repairs.

A Miele service network of Professional service technicians throughout Australia and New Zealand, means that help is available fast and without fuss. It

even starts with delivery as Miele's team of experts provides support in commissioning machines. Regular maintenance and inspections as well as professional care also ensures maximum safety in operation.

Thanks to the quality of Miele products 'Made in Germany', clients profit from extreme longevity and the availability of spare parts for up to 15 years – even if a machine is no longer listed.





High quality means low impact

Producing machines that lead the way in energy and water efficiency not only helps to reduce running costs for the owner, it also reduces the impact on our environment. At the heart of all our product design is sustainable, cost-effective performance that achieves optimum results.

We also build our machines to last. This means you will replace them less often, minimising environmental impact and disposal costs as well as enjoying low long-term ownership costs.

When a Miele product does eventually come to the end of its useful life, most of it is easily recyclable - so from start to finish we are ensuring maximum sustainability.


Miele stands by its responsibility for climate protection. Through consistent improvements in efficiency in production and in buildings, we have been able to achieve a significant reduction in energy consumption.

*Dr Eduard Sailer,
Miele board member
responsible for
technology at Miele*

Many characteristics of our machines significantly contribute towards sustainability: low consumption (of energy, water and chemical substances), a high proportion of recyclable materials and secondary raw materials and environmentally friendly procedures.

Investing in Miele not only brings energy savings and superb performance using state-of-the-art technologies, it brings the reassurance of investing in a company that's committed to sustainable and efficient production processes and reducing its environmental impact.

Miele's stated aim is to develop efficient and durable products with the smallest ecological footprint possible, from production to use and disposal.



Product development

- Compliance with legislation and directives
- Integrated product policy
- Consideration of stakeholder requirements
- Selection of material with an aim to use secondary raw materials and achieve a high recyclability and, as a consequence, great resource efficiency

Production

- Environment and energy management
- Use of best available techniques
- Avoidance of critical substances

Transport and logistics

- Short transport routes
- Transport bundling
- Efficient utilisation of freight space
- Use of low-emission transport

Usage phase

- Low consumption levels
- Long product life
- Qualified maintenance and repair service

Disposal

- Legal compliance
- Commitment to optimising recycling processes/increasing recycling quota



Miele, a family owned company, was awarded the **2014 German Sustainability Prize**



Dishwashing and laundry solutions for the hospitality sector



Quality

Since 1899, Miele - a family run company - has subscribed to a clear corporate philosophy condensed into the two words 'Forever better'. This far-reaching claim is the bedrock of Miele's proverbial quality and sustainability and the power of innovation of a brand 'Made in Germany'. A brand promise which gives commercial users the certainty of having chosen the right product.



Performance

Although reliability is one of the major factors in choosing any Miele, it's comforting to know it's not at the expense of performance. All Miele machines are designed, developed and tested to ensure optimum performance throughout the cycle process. Combining innovation and technology with Miele's legendary build quality produces a range of high performing machines that won't let you down.



Efficiency

Economy and energy efficiency are closely linked and naturally important factors for the hospitality sector. However, the savings gained from using less energy to achieve the same high quality results aren't just limited to costs, they also reduce the impact on our natural environment. And it's not just our carbon footprint that's small, our range of dishwashing and laundry machines are designed to be space efficient, so even the smallest of rooms can maximise throughput.

Miele Australia Pty Ltd

1 Gilbert Park Drive, Knoxfield VIC 3180, Australia

☎ 1300 731 411 ✉ info@miele-professional.com.au

🌐 www.miele.com.au/professional

Miele New Zealand Limited

8 College Hill, Freemans Bay, Auckland 1060, New Zealand

☎ 0800 464 353