







“QIKSERV”

“EVENT” Single Piece Champagne Flutes

-- UNPACKING INSTRUCTIONS --

Step 1	Step 2	Step 3
		
Ensure carton is right way up.	Open all four flaps of carton.	Remove 2 flutes as indicated.
Step 4	Step 5	Step 6
		
Insert Fingers and lift top tray out.	Place tray in serving area.	Repeat step 5 for the bottom tray.

Start Serving !

